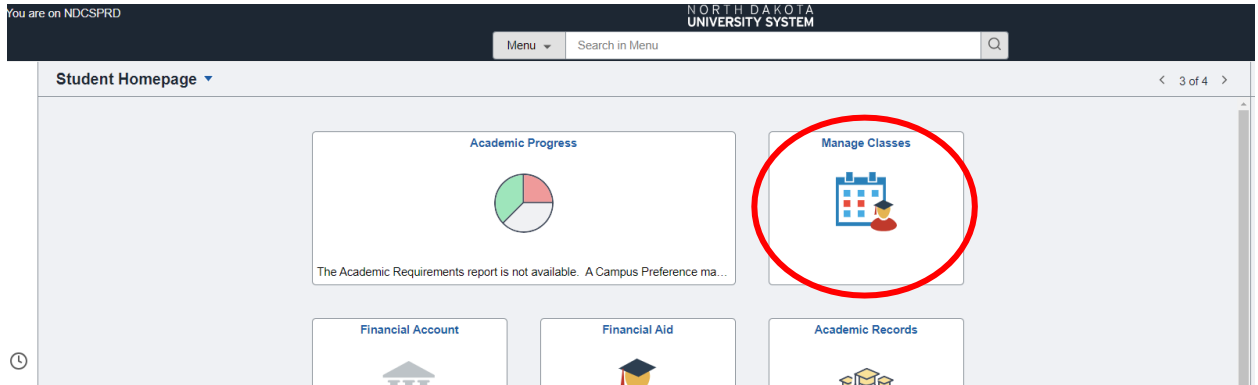
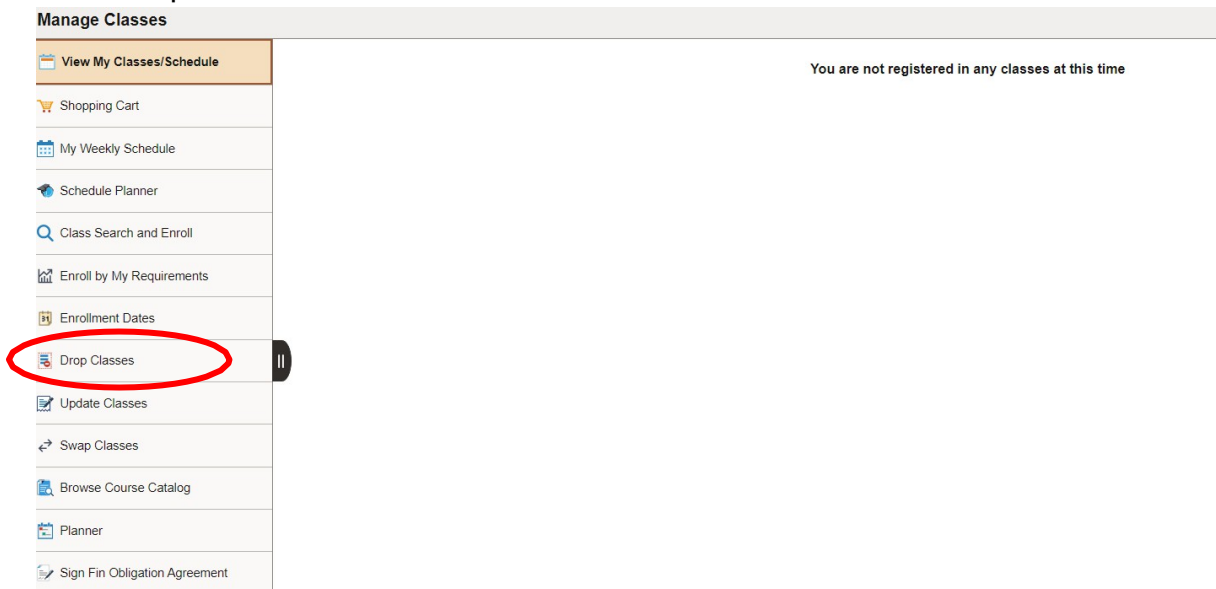


# Dropping WSC Classes


1. Log into [Campus Connection](#).
2. Navigate to Manage Classes.



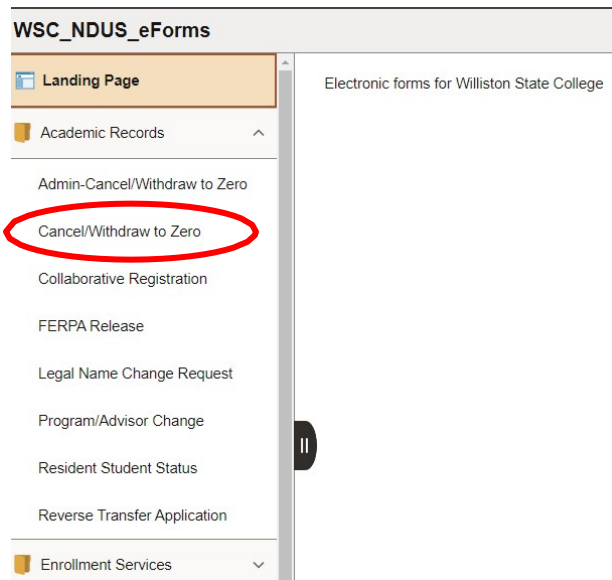
3. Select Drop Classes



- a. From here you will be able to drop classes.
4. **If dropping ALL classes** aka dropping to zero credits, you will need to instead navigate to WSC eForms on the Campus Connection Homepage.



- a. Under Academic Records, select Cancel/Withdraw to Zero.



- b. Select Williston State College as your Academic Institution and click Next.

**Cancellation/Withdrawal to Zero Credits**

---

\*Academic Institution

- Bismarck State College
- Dakota College at Bottineau
- Dickinson State University
- Lake Region State College
- Mayville State University
- Minot State University
- N.Dakota State College Science
- North Dakota State University
- University of North Dakota
- Valley City State University
- Williston State College**

- c. Review information, then update Withdrawal Request Details.

**Withdrawal Request Details**

---

Academic Institution Williston State College

\*Cancel/Withdraw from which term?

\*Withdrawal Career

\*Do you plan to return to this institution?

If yes, when?

- d. Complete the acknowledgement and click Submit. You will receive an email to your WSC student email once your form has been processed and your classes have been dropped.